


< **ImportBN_1...**  **80167** **First Draw** **3508S** **2020-11-13 to**
ImportBN_12242 Authorized User App ID App Type Form Version Covered Period

\$0*
Forgiveness Estimate

* We don't have enough information to calculate your forgiveness estimate. Provide more information to see your loan forgiven amount!

Welcome! This application will take you through the steps necessary to complete your application for PPP loan forgiveness.

1. **Enter your data into the application** in any order you like. Your account login information allows you to return here later if you need more time to **collect the necessary documents** or gather more information.
2. Prior to submission, you will need to provide information about the person **who will be signing the application form** and PPP forgiveness terms.
3. When you have provided the information in all sections of the application, you can **submit it to Community Bank** for review and preparation of the SBA forms for signature.



Business Information

Tell us basic information about your business, the primary contact for this application, and the number of employees before and after the COVID-19 crisis.



In Progress



Forgiveness Amount

Enter the amount of your PPP loan you are requesting be forgiven and the amount spent on payroll. Includes information on how to determine the amounts.

Not Started



Documents

Upload and manage documents verifying the information you have provided.



Finished



Demographic Information

Optionally provide Borrower demographic information. Disclosure is voluntary and will have no bearing on the loan forgiveness decision.

Not Started



Signatures & Consents

Provide contact information for the person who will be signing the final application forms and PPP forgiveness terms.

Not Started

Submit Application For Review

To submit your application, you must finish all sections and upload the required documentation.

Helpful Resources

Be sure to check out our [Loan Forgiveness Resources for Small Businesses](#) for more useful information about the forgiveness process!

If you still need help with your application, contact Community Bank at communitybank@communitybank.com.

Loan Reference Information

If you believe any of the following is incorrect, contact Community Bank.

BUSINESS NAME
ImportBN_12242

BUSINESS EIN
578374311

SBA LOAN #
1992886984

LENDER LOAN #
46240222

LOAN AMOUNT
\$21,429.00

LOAN FUNDED ON
November 14, 2020

**ImportBN_1...**

ImportBN_12242 Authorized User



80167

App ID

First Draw

App Type

3508S

Form Version

2020-11-13 to


2020-12-30

Covered Period

\$0*

Forgiveness Estimate

* We don't have enough information to calculate your forgiveness estimate.
Provide more information to see your loan forgiven amount!

Business Information☐ Forgiveness Amount☐ Documents☐ Demographic Information☐ Signatures & Consents Back to Home

Business Information


In this form, you will provide information related to the Borrower's business and identify employment levels at certain key times before and during the COVID-19 pandemic.

Type of Application: **First Draw PPP Loan**

DBA or Tradename

Pan Del Cielo 2

Business Address

523 Ferry St 523 Ferry St, New Haven, CT 16123 

Business Phone

(811) 574-8978



Primary Contact



Primary Contact Email

mshumate+testlf4@streetshares.com



Primary Contact Phone

(978) 834-0835



Type of Business



NAICS Code

311811



Employees at time of PPP Loan Application



of Current Employees

**Save Business Values**



ImportBN_1...

ImportBN_12242 Authorized User



80167

App ID

First Draw

App Type

3508S

Form Version

2020-11-13 to

2020-12-30

Covered Period

\$0*

Forgiveness Estimate

* We don't have enough information to calculate your forgiveness estimate.
Provide more information to see your loan forgiven amount!


☐ Business Information

☒ **Forgiveness Amount**

☐ Documents

☐ Demographic Information

☐ Signatures & Consents

 Back to Home

Forgiveness Amount

Enter the amount of your loan you spent on payroll costs and the amount and the requested forgiveness amount.
The amount of the payroll costs cannot be less than 60% of the requested forgiveness amount.

Payroll Costs



Forgiveness Amount



Save Forgiveness Amount



ImportBN_1...

ImportBN_12242 Authorized User



80167

App ID

First Draw

App Type

3508S

Form Version

2020-11-13 to


2020-12-30

Covered Period

\$0*

Forgiveness Estimate

* We don't have enough information to calculate your forgiveness estimate.
Provide more information to see your loan forgiven amount!

☐ Business Information☐ Forgiveness Amount☒ Documents☐ Demographic Information☐ Signatures & Consents Back to Home


Documents

You must submit documentation verifying the information provided in this PPP Loan Forgiveness application.

Payroll


Documentation verifying the eligible cash compensation and non-cash benefit payments from the Covered Period.

Include bank account statements or third-party payroll service provider reports, federal payroll tax filings, state payroll and unemployment insurance tax filings, and documentation of payments for employee health insurance and retirement plans.

 Drag and drop to upload or [Browse](#)

Non-Payroll

Documentation verifying the existence of obligations/services prior to February 15, 2020 and eligible payments during the Covered Period and extending one month beyond. This may include lender amortization schedule, lease agreement, or utility invoices showing obligations, and receipts, cancelled checks, or account statements showing payments.


 Drag and drop to upload or [Browse](#)

Application Documents and Supporting Information

You must provide any documents you used to determine the information provided in this application that have not been included above. For example, if applicable, the Cash Compensation worksheet or SBA Form 3508 Schedule A Worksheet.

You may also include documents that the SBA requires you to maintain (if applicable) but not submit, such as:

- Documents regarding employee job offers and refusals, refusals to accept restoration of reduction in hours, firings for cause, voluntary resignations, and written requests by any employee for reductions in work schedule, and any inability to hire similarly qualified employees.
- Documents supporting the certification, if applicable, that the business was unable to operate between February 15, 2020 and the end of the Covered Period at the same level of business activity as before February 15, 2020 due to compliance with guidance from the federal government.
- Documents relating to the PPP loan, including all documents submitted with the PPP loan application and any records demonstrating your material compliance with the PPP requirements.

 Drag and drop to upload or [Browse](#)

[Save Documents](#)

**ImportBN_1...**

ImportBN_12242 Authorized User

**80167**

App ID

First Draw

App Type

3508S

Form Version

2020-11-13 to**2020-12-30**

Covered Period

\$0*

Forgiveness Estimate

* We don't have enough information to calculate your forgiveness estimate. Provide more information to see your loan forgiven amount!

☐ Business Information☐ Forgiveness Amount☐ Documents☒ **Demographic Information**☐ Signatures & Consents Back to Home

Demographic Information

You may optionally provide demographic information for each principal of the Borrower's business. The demographic information is collected for reporting purposes only. **Disclosure is voluntary and will have no bearing on the loan forgiveness decision.**

PPP Borrower Principal #1



Principal Name



Position



Veteran Status



Gender



Race



Ethnicity

[+ Add Borrower](#)**Save Demographic Values**

**ImportBN_1...**

ImportBN_12242 Authorized User



80167

App ID

First Draw

App Type

3508S

Form Version

2020-11-13 to


2020-12-30

Covered Period

\$0*

Forgiveness Estimate

* We don't have enough information to calculate your forgiveness estimate. Provide more information to see your loan forgiven amount!

☐ Business Information☐ Forgiveness Amount☐ Documents☐ Demographic Information☒ **Signatures & Consents** Back to Home

Signatures & Consents

The PPP Loan Forgiveness application simplifies the collection of the information required for the SBA's official application forms - Form 3508S, Form 3508EZ, or Form 3508. To submit your application, an authorized representative of the Borrower will need to sign the applicable SBA form and certify to the accuracy of the information provided here.

To complete your application for submission for review and a decision, you must:

1. Provide the contact information for the signer that can be used during the authentication and electronic signing process;
2. Review and consent to the terms of this application.

On submission, Community Bank will review your application information, generate the applicable SBA form and other required documentation and send them to the authorized representative of ImportBN_12242 for signature. Emails related to the signatures will be from **no.reply.docs@streetshares.com**. Please ensure that the signer can receive emails from this address.

Your PPP Loan Forgiveness application is not complete until the SBA form and other required documents are signed and submitted to Community Bank.

Signer Contact Information

First Name

Last Name

Title

Mobile Phone



Email Address



Consents to PPP Forgiveness Application Terms

- ☐ By checking this box, the Authorized Representative of **ImportBN_12242** acknowledges and agrees to Community Bank's [Privacy Policy](#).
- ☐ By checking this box, the Authorized Representative of **ImportBN_12242** acknowledges and agrees to the [PPP Loan Forgiveness Terms](#).
- ☐ By checking this box, the Authorized Representative of **ImportBN_12242** has reviewed, understands, and agrees to the certifications, which can be found on [this page](#), that are required by the SBA as part of the PPP Borrower Application Form 3508S.

Save Signatures & Consents Values